


# RODLESS BELT-DRIVE ELECTRIC ACTUATOR

*With large bending moment capacity, the B3W utilizes an integral recirculating ball bearing guidance system that provides durable performance and extremely long life.*

# B3W



**OVERSIZED PULLEY BEARINGS**  
Drive shaft assembly incorporates sealed ball bearings for complete support of the increased belt tension at high speeds

**STAINLESS STEEL SEALING BAND**  
IP44 protection prevents contaminants from entering the screw and nut area for extended performance

**LOAD-BEARING CARRIER DESIGN**  
Load and moments are transmitted directly to the actuator bearing system

**BELT TENSIONING SYSTEM**

- Full access to the idle pulley allows ease of adjustment for alignment and tensioning
- Dual adjustment screws and field tensioning kit provide simple maintenance

**YOUR MOTOR HERE**

**YOU CAN CHOOSE:**

- Specify the motor to be installed and actuator ships with proper mounting hardware
- Specify and ship your motor to Tolomatic for factory installation
- Motor or gearbox supplied and installed by Tolomatic
- Direct or reduction drive mounting

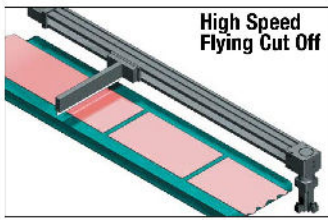
**MULTIPLE BELT TECHNOLOGIES**

**YOU CAN CHOOSE:**

- Polyurethane steel-cord reinforced HTD style belt (standard)
- Polyurethane Kevlar reinforced HTD style belt

**RECIRCULATING BALL BEARING SYSTEM**

- Unique design incorporates hardened steel raceways integral to the aluminum extrusion providing optimum preload and smooth performance
- Recirculating ball bearing system provides guidance, high efficiency and durability



**Available Options:**

**Carrier Options**

Auxiliary Carrier; Dual 180° Carrier

**Mounting Options**

Surface Mount; Tube Supports; Mounting Plates

**Metric Option**

Provides metric tapped holes

**Sensors**

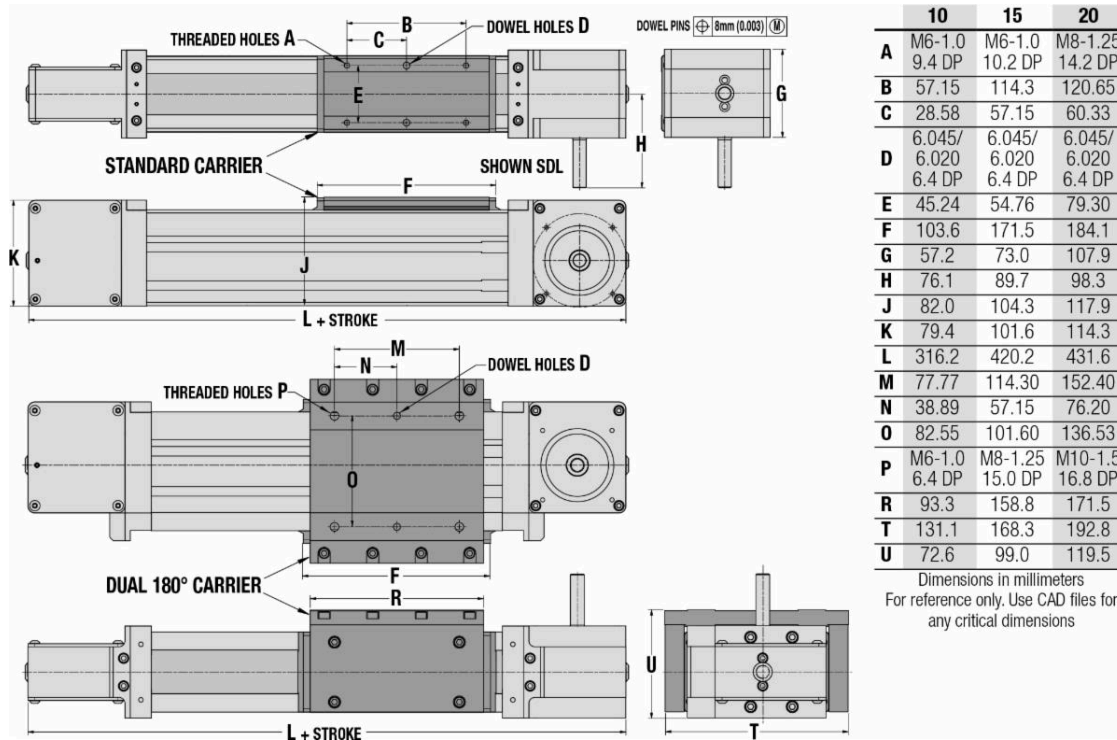
With integrated mounting bracket

**Applications:**

- Adhesive dispensing
- Conveyors
- Packaging equipment
- Spraying
- Camera positioning
- Aligning
- Cutting
- Stacking
- Sorting
- Animation
- Diverters
- Parts transfer
- Table positioning
- Assembly
- Inspection
- Pick & place
- Test stations
- Automotive
- Laser marking
- Positioning
- Wire winding
- Material cutting
- Product handling
- X-Y Gantry / Multi-Axis
- Milling
- Slitting

| CARRIER SIZE | MAXIMUM BENDING MOMENTS |        |       |        |       |        | MAX. LOAD |        |       |        | MAX. THRUST |       | MAX. STROKE |        |     |
|--------------|-------------------------|--------|-------|--------|-------|--------|-----------|--------|-------|--------|-------------|-------|-------------|--------|-----|
|              | MX                      |        | MY    |        | MZ    |        | FY        |        | FZ    |        | N           | LBF   | MM          | IN     |     |
|              | N-M                     | IN-LBS | N-M   | IN-LBS | N-M   | IN-LBS | N         | LB     | N     | LB     |             |       |             |        |     |
| Standard     | 10                      | 28.2   | 250   | 30.4   | 269   | 17.6   | 156       | 1,517  | 341   | 2,629  | 591         | 667   | 150         | 11,938 | 470 |
|              | 15                      | 97     | 859   | 117    | 1,033 | 67     | 596       | 3,737  | 840   | 6,468  | 1,454       | 1,112 | 250         | 10,566 | 416 |
|              | 20                      | 188    | 1,662 | 166    | 1,472 | 96     | 850       | 5,155  | 1,159 | 8,932  | 2,008       | 1,440 | 325         | 8,128  | 320 |
| Dual 180°    | 10                      | 74     | 657   | 35.3   | 312   | 61     | 538       | 5,258  | 1,182 | 3,034  | 682         | 667   | 150         | 11,938 | 470 |
|              | 15                      | 279    | 2,468 | 135    | 1,192 | 233    | 2,066     | 12,935 | 2,908 | 7,473  | 1,680       | 1,112 | 250         | 10,566 | 416 |
|              | 20                      | 512    | 4,527 | 192    | 1,700 | 333    | 2,944     | 17,864 | 4,016 | 10,311 | 2,318       | 1,440 | 325         | 8,128  | 320 |

NOTE: Auxiliary Carrier option increases maximum bending moments and load, see B3 brochure 3600-4176 for complete details.



Contact us at 773-528-2000 or at [sales2@flowprod.com](mailto:sales2@flowprod.com) to have us size and engineer an electric actuator solution for you!



Try email marketing for free today!